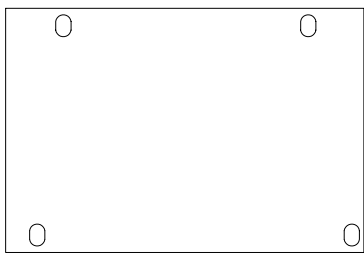
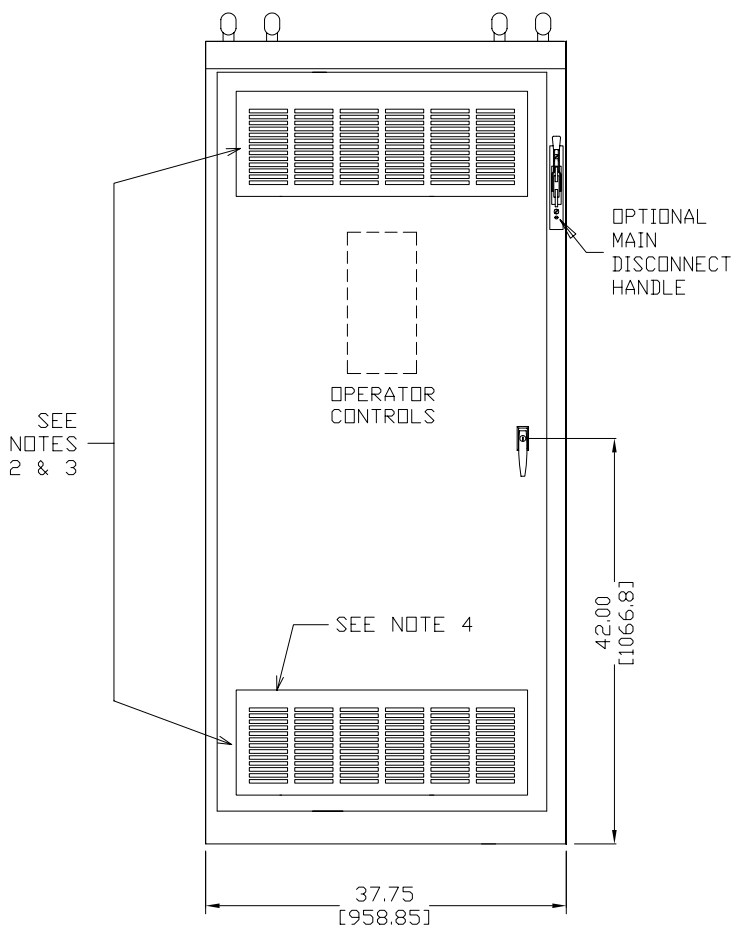


FOR REFERENCE ONLY UNLESS PROPERLY ENDORSED.

TOP VIEW

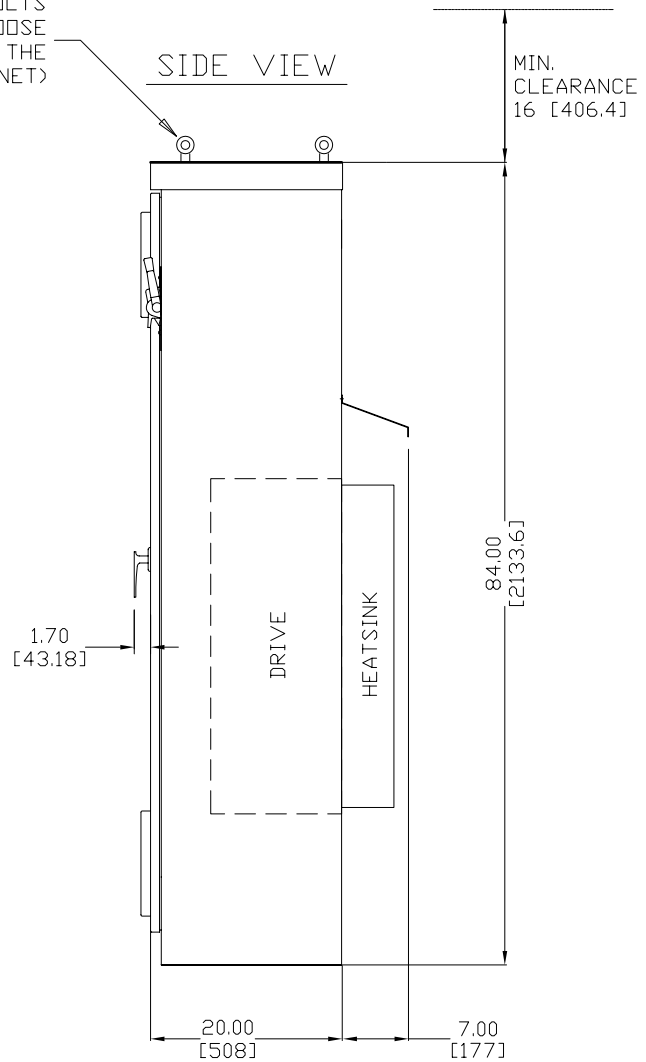


FRONT VIEW

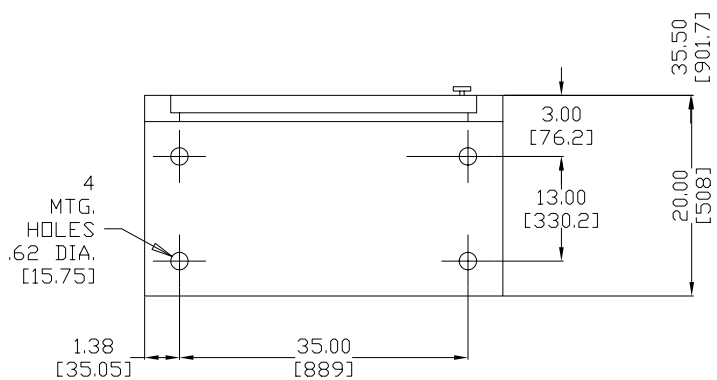


EYEBOLTS  
(SHIPPED LOOSE  
INSIDE THE  
CABINET)

SIDE VIEW



MIN. ALLOWABLE SPACE REQ'D. TO OPEN DOOR



BOTTOM VIEW

NOTES:

1. DIMENSIONS ARE IN INCHES AND [ MM ].
2. NON-VENTILATED ENCLOSURE (NEMA 12), NO SLOTS IN DOOR.
3. VENTILATED ENCLOSURE (NEMA 1), DOORS SLOTTED TOP AND BOTTOM AS REQUIRED.
4. FILTERED AIR INTAKE (NEMA 1 & 12), ADAPTS EXTERNALLY TO DOORS AS REQUIRED.

PROJECT NAME: \_\_\_\_\_  
 SYSTEM/TAG # \_\_\_\_\_  
 MODEL # \_\_\_\_\_  
 HP: \_\_\_\_\_  
 AMPS: \_\_\_\_\_  
 VOLTS: \_\_\_\_\_  
 WEIGHT: \_\_\_\_\_



THIS DOCUMENT AND INFORMATION CONTAINED IN IT ARE CONFIDENTIAL, AND CANNOT BE COPIED OR DISCLOSED IN WHOLE OR IN PART WITHOUT THE EXPRESS WRITTEN CONSENT OF YASKAWA ELECTRIC AMERICA INC.

DRAWN: D.R. CMELAK	DATE 6.24.08
CHECKED: K. FLIERL	DATE 6.24.08
TECH:	DATE
APPROVED: J. ZUEHLKE	DATE 6.24.08
ORIGINAL DESIGN: D.R. CMELAK	DATE 6.24.08

TITLE: DIMENSION DIAGRAM ENCLOSURE		
SIZE C	REVISION R00	PAGE 01 of 01
DRAWING #: DD.AFD.183.06		